




## ***FOCUS C4***


Professional trolleys



Trolley for accessories, small parts and tools, servicing the assembling workstations.

**Support surface with stand**


The inclined support surface is equipped with an inclined stand that allows for the positioning of working bills.

**Drawers**

A series of convenient bins allow for the storage of small parts in a simple and orderly manner for easy identification of items.

**Pneumatic system**

Quick-connect tap that ensures complex air supply with ease.

**Pivoting wheels**

Equipped with 4 pivoting wheels with brakes, they ensure a high degree of mobility and easy handling of the object. Locking the braking units allows their position to be fixed near different work areas.

**FOCUS C4 / PROFESSIONAL TROLLEYS****CHARACTERISTICS**

Stand/bench for laying tools or accessories	●
Modular structure	●
Toolholder for pneumatic drill and screwdriver	2
Small parts containers	10
Pneumatic system with 2 quick-connect taps, with 2 MT10 reels with pneumatic tool connections	●
4 swivel casters, 2 of which have locking stops (mm)	Ø = 100
Length (mm)	600
Width (mm)	1.050
Height (mm)	1.500
Load capacity (kg)	430
Weight (kg)	46

Included ● Available ○