




Vegamill HB

CNC machining centres




8- to 14-axis CNC machining and cutting-off centre, built for cutting, drilling and milling aluminium and light alloy profiles. VEGAMILL consists of four main units. Automatic belt loading magazine for profiles with a length of max. 7.500 mm. A high-precision and high-speed push-feed system with gripper for profile picking and conveying to a machining area. The adjustment of horizontal and vertical position of the gripper is manual; it can be optionally automated by means of an electronic positioning system on two controlled axes. A 4-axis CN milling unit with drilling and milling functions performs machining on the upper and lateral faces of the profile; a second 3-axis NC optional unit works on the lower face. The cutting unit with 250 and 400 mm blade performs 90° cuts; in the version with 600 mm blade, it can perform cuts with an inclination of up to 22°30' to the right and left, with the precision and efficiency of a brushless motor on CNC rotation axis with absolute magnetic band. The unloading unit may consist of a conveyor belt, ideal for short pieces such as brackets and hinges, or, alternatively, an unloading table equipped with an automatic extractor and an automatic tilting and translation system. The units making up VEGAMILL are protected by guards in such a way that they do not require additional enclosure guards, lending compactness and flexibility to this cutting-off and machining centre.




Bar feed system

Numerically controlled, high precision and high speed bar positioning system. The system is complete with a profile clamping gripper with manual position adjustment; optionally, automatic horizontal and vertical position management on two CNC axes is possible. The belt loading magazine is used for loading profiles with length of up to 7.5 m.




Milling unit

The 4-axis CNC milling unit consists of a 8,5 kW electrospindle in S1 that can reach the speed of 24.000 rpm. The electrospindle movement along A axis performs -120° to +120° rotation, allowing to work on 3 sides of the profile with no need to reposition it. It can be used on profiles made of aluminium, PVC and light wood.




Cutting unit

The cutting unit with horizontal blade outlet is optimised for handling profiles of small sections, for mass production of small components with one/two machining operations such as hinges, brackets and corner cleats. It therefore has minimal blade thicknesses to reduce material consumption, from a diameter of 250 mm to 400 mm.



Integral protection booth

The integral protection booth has been designed to offer optimal functionality, accessibility, soundproofing and lighting while fulfilling safety and ergonomics requirements. The innovative and refined design makes the machine unique and unmistakable. The large glass windows allow the operator to easily and safely control the execution of the machining operations.



Extraction system for machined workpiece

Vegamill can be equipped with two workpiece extraction systems. The first consists of a conveyor belt that extracts the processed and cut workpieces by depositing them in a collection container. The belt is sized to ensure the evacuation of small components typical to the operation of this machine. The second one includes an unloading workbench with an extractor equipped with a CNC gripper to unload larger workpieces, up to 2.500 mm in length.



Label printer (Optional)

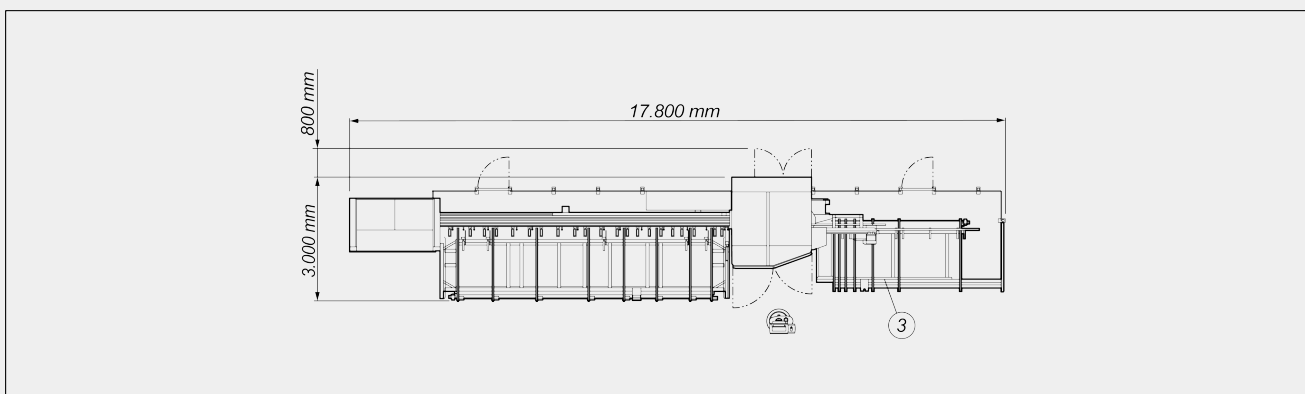
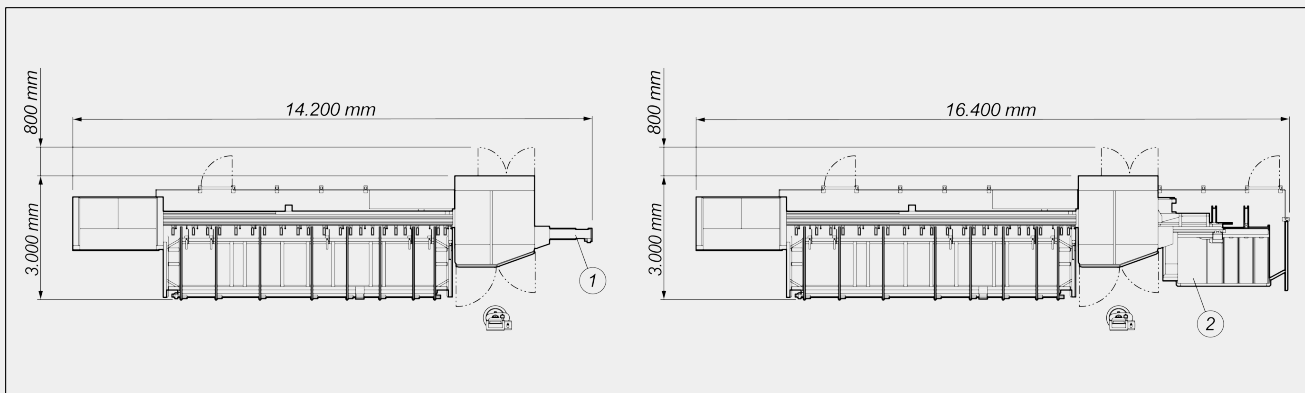
The industrial label printer allows each cut profile to be identified with identifying features from the cutting list. In addition, barcode printing enables easy identification of the profile itself, which is particularly useful for subsequent machining steps on Machining Centres or assisted assembly lines.





VEGAMILL HB / CNC MACHINING CENTRES

LAYOUT



- 1. Unloading unit with conveyor belt
- 2. Unloading unit with accumulation workbench
- 3. Unloading unit with belt magazine

The overall dimensions may vary depending on the product configuration.

AXIS STROKES

U0 AXIS (feeder) (mm)	8.500
X0 AXIS (longitudinal) (mm)	200
Y0 AXIS (transversal) (mm)	975
Z0 AXIS (vertical) (mm)	470
A0 AXIS (electrospindle rotation)	-120° ÷ +120°
V0 AXIS (transversal) (mm)	210
W0 AXIS (vertical) (mm)	95


POSITIONING SPEED

U0 AXIS (feeder) (m/mm)	0 ÷ 85
X0 AXIS (longitudinal) (m/mm)	56
Y0 AXIS (transversal) (m/mm)	22
Z0 AXIS (vertical) (m/mm)	22
V0 AXIS (transversal) (m/mm)	25
W0 AXIS (vertical) (m/mm)	25

LOADING UNIT: PROFILE POSITIONING

Loading feeder with adjustable gripper	<input checked="" type="checkbox"/>
Belt loading magazine	<input checked="" type="checkbox"/>
Max. loadable profile length (mm)	7.500
Profiles loadable into the magazine	9
Max. loadable profile width (mm)	200
Electronic axis gripper positioning (V and W axes)	<input type="checkbox"/>
Theoretical minimum cutting length (mm)	0
Minimum profile section that can be loaded without counterblocks (mm)	30 x 30

MILLING UNIT

Maximum power in S1 (kW)	8,5
Toolholder cone	HSK - 63F
Maximum speed (rpm)	24.000
Cooling through heat exchanger	<input checked="" type="checkbox"/>
Minimal oil diffusion lubrication system	<input checked="" type="checkbox"/>
Automatic tool rotation	-120° ÷ +120°

90° CUTTING UNIT

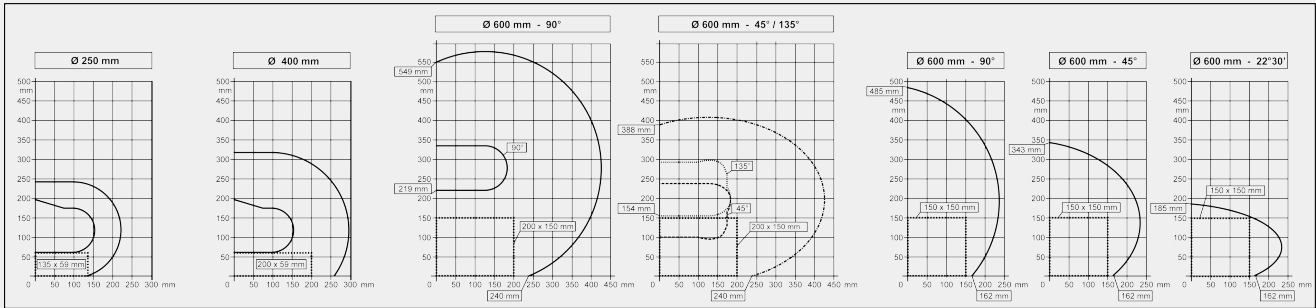
Widia blade	<input checked="" type="checkbox"/>
Brushless blade motor power (kW)	2,5
Blade diameter/thickness for 90° cutting unit (mm)	250 / 1,9 ; 400 / 3,8
Minimal oil diffusion lubrication system	<input checked="" type="checkbox"/>
CN blade feed	<input checked="" type="checkbox"/>



TILTING CUTTING UNIT

Widia blade	●
CN blade feed	●
Brushless blade motor power (kW)	2,5
Blade diameter for tilting cutting unit (mm)	600 / 5
Minimal oil diffusion lubrication system	●

CUTTING DIAGRAM



UNLOADING UNIT WITH CONVEYOR BELT

Conveyor belt	●
Max. profile length that can be unloaded automatically (mm)	200

UNLOADING UNIT WITH ACCUMULATION WORKBENCH

Unloading workbench with automatic ejector	●
Max. profile length that can be unloaded automatically (mm)	2.500

UNLOADING UNIT WITH BELT MAGAZINE

Unloading workbench with automatic ejector	●
Max. profile length that can be unloaded automatically (mm)	4.000

Included ● Available ○



Emmegi S.p.A.
Via Archimede, 10
41019 - Limidi di Soliera (MO)
ITALY

Tel +39 059 895411
Fax +39 059 566286
P.Iva/C.Fisc 01978870366
info@emmegi.com
www.emmegi.com

The right to make technical alterations is reserved.