




Zero-G

Support equipment




ZERO -G is a manipulator operated exclusively tire for handling of flat glass or windows in conditions of maximum safety . Through the load lifting equipment can consistently check the spatial location of the object to be moved within a large workspace . The ergonomics ensures pan and tilt rotation that make the process work quickly and flexibly. The gripping system suckers and the system of weight balance allow movement in two directions in an area of a diameter up to 6,000 mm . The configuration of self standing base allows great mobility inside the plant.



Balancing system

The balancing system, by means of a thrust device mounted on recirculating ball bearings and linear guides, ensures perfect compensation of the vertical load in any position and along the entire stroke. Zeroing of the product weight is done by means of a preselector that is adjusted manually, or by the push-button lever balancing system (optional).



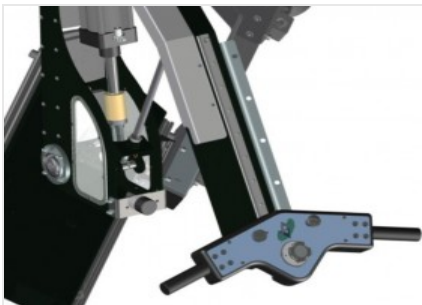
Product gripping

Product gripping is quick and easy thanks to suction cups controlled by an extremely efficient vacuum system. ZERO-G can handle different product geometries by adjusting the position of the suction cup system.



Pneumatic functions

ZERO-G allows the operator both 90° pneumatic tilting and 90° pneumatic rotation of the product independently of each other. Both functions are controlled directly from the console and are proportional in nature, thus also allowing grasping from trestles or inclined stands.



Ergonomics

The unique console is ergonomic and practical in use; with controls arranged in a simple and intuitive manner, the operator feels at ease from the very first movements and is able to take full advantage of Zero-G's potential, safely guiding the product in any direction with minimal effort.



Self-standing base

As an alternative to ground anchoring, Emmegi offers the self-standing base solution. After installation, the base manipulator system can be moved easily within the company and used in any work area where a connection to the pneumatic system is available. The self-standing base is equipped with slots for forks for easy movement by forklift.




ZERO-G / SUPPORT EQUIPMENT
FUNCTIONS

| | |
|---------------------------------------------------------------------------------|--------|
| Support column mechanically anchored to the floor | ● |
| "Industry 4.0" CONNECT option | ○ |
| Self-standing base structure | ○ |
| Push-button lever balancing system | ○ |
| Handle and controls on pneumatic sliding console | ● |
| Pneumatic tilting for moving the doors from horizontal to vertical position (°) | 0 ÷ 90 |
| Pneumatic product rotation (°) | 0 ÷ 90 |

CHARACTERISTICS

| | |
|---------------------------------------------------------------------------------------|-------------------------------|
| Maximum load capacity (according to model) (kg) | 200 ; 300 ; 500 |
| Maximum working radius (according to model) (mm) | 3.000 ; 4.000 ; 5.000 ; 6.000 |
| Grip/release height (mm) | 0 ÷ 1.500 |
| Min-max height under the product for gripping and releasing on a stand (mm) | 150 ÷ 400 |
| Min-max height under the product for gripping and releasing on the bench (mm) | 600 ÷ 1.000 |
| Min-max axis height of the gripping point - vertical grip position (stand) (mm) | 550 ÷ 2.150 |
| Min-max axis height of the gripping point - horizontal gripping position (bench) (mm) | 250 ÷ 1.850 |
| Number of suction cups of gripping system | 4 |
| Number of excludable suction cups | 2 |
| Max load with suction cups excluded | 50% |
| Pneumatic adjustment of suction cups width | ● |
| Suction cups area limit dimensions mod. 200 kg (mm) | 430 x 1.700 ÷ 1.000 x 430 |
| Area limit dimensions with 2 active suction cups mod. 200 kg (mm) | 250 x 1.700 ÷ 250 x 430 |
| Suction cups area limit dimensions mod. 300 kg (mm) | 550 x 1.700 ÷ 1.100 x 550 |
| Area limit dimensions with 2 active suction cups mod. 300 kg (mm) | 300 x 1.700 ÷ 300 x 550 |
| Suction cups area limit dimensions mod. 500 kg (mm) | 800 x 1.800 ÷ 1.250 x 800 |
| Area limit dimensions with 2 active suction cups mod. 500 kg (mm) | 400 x 1.800 ÷ 400 x 800 |
| Free ceiling height (mm) | 4.500 |
| Required pressure (bar) | 8 |
| Door minimum dimension (according to model) (mm) | 1.200 x 400 ; 1.200 x 800 |
| Door maximum dimension (according to model) (mm) | 2.200 x 1.000 ; 2.500 x 2.000 |

Included ● Available ○