



## *Dual Skin*

Support equipment




Machine for application of protective film on aluminium profiles. The profile is fed automatically via motorized rolls while the perfect adhesion of the film to the profile is ensured by pressure rolls. An optional additional kit allows applying the film simultaneously also on a third face.




**Profile support roller conveyor**

Enables correct positioning in the machine and secure support of the profile in the machining area. The sliding rollers are motorised and facilitate profile handling operations.



**Cutting unit**

The cutting unit supports a serrated blade that provides automatic cutting of the film at the end of the profile passage.




**Swivel guide wheel kit (Optional)**

The swivelling wheels kit, which is optional and can be installed on the machine upon request, is designed for profiles that have sloping or curved surfaces, with the aim of making the film adhere perfectly.



**Infeed roller conveyors and unloading magazine (Optional)**

The machine can be equipped, upon request, with additional infeed roller conveyor for longer workpieces and a capacious unloading magazine for collecting filmed profiles.



**3rd face (Optional)**

The 3rd face kit, which is optional and can be installed on the machine upon request, provides for applying the film to one side face as well.





**DUAL SKIN / SUPPORT EQUIPMENT**

**WORK AREA**

Max coating width (mm)	250
Max coating height (mm)	120
Min coating thickness (mm)	20
Min profile length (mm)	500
Max diameter, film roll (mm)	300
Film thickness (μ)	36 ÷ 80

**CHARACTERISTICS**

Automatic film cutting at the end of the bar	<input checked="" type="radio"/>
Workpiece feeding speed (m/min)	7,8 ÷ 15
Air consumption (NI/cycle)	2
Installed power (kW)	0,55
Length (mm)	1.750
Width (mm)	690
Height (mm)	1.450
Weight (kg)	275

**OPTIONAL**

3rd film wrapping unit	<input type="radio"/>
Swivel guide wheel kit	<input type="radio"/>
Infeed roller conveyor, dimensions L x W x H (mm)	5.800 x 400 x 850
Roller conveyor with automatic bar unloading, dimensions L x W x H (mm)	6.100 x 1.600 x 850

Included ● Available ○