





Radial 550

Double-head cutting-off
machines



Electronic twin-head cutting-off machine with radial blade movement, automatic traverse of the moving head on recirculating ball bearings by rack and pinion system; tilting inwards up to 30°, designed for cutting large profiles. The blade feed is controlled by two hydro-pneumatic cylinders.




Mobile heads tilting

The blade holder assembly, located on each of the movable heads, can be positioned by pneumatic cylinders, relative to the profile support plane of the profile, at 90°, 45°, 30° and at intermediate inward angles. Mobile units are equipped with integral pneumatic drop-down protections of the machining area.



Control

The control panel, installed on a support sliding on bearings along the front side of the machine, allows correct mobile heads positioning in accordance with the required cutting schedule. The interface uses a 7" touch-screen and fully personalised software and is packed with bespoke functions that are unique to this machine. The machining cycle can be optimised by creating cutting lists, thereby reducing scrap and cycle times for parts loading-unloading.



Movement on recirculating ball bearing guides

The mobile head moves along the X-axis on recirculating ball bearing guides and rails; this solution has low friction resistance so as to allow high speeds and maximum precision of movement. An absolute magnetic band positioning system ensures the correct position.



Digital viewer for intermediate angles (Optional)

In the presence of pneumatic tilting of the moving heads, the intermediate angle viewer allows the tilting of the cutting unit to be identified with absolute precision, ensuring the accuracy of the cut profiles. Especially useful in making out-of-square cuts, it allows the operator to quickly and accurately identify the required angle.



Pneumatic intermediate support (Optional)

The pneumatic intermediate support is extremely useful when cutting light profiles of considerable lengths. In this case, the pneumatic support will, automatically, provide the ideal condition to support the profile. This accessory is available for all lengths, but is specifically recommended on machines having 6-meter useful cuts.



Printer preparation (Optional)

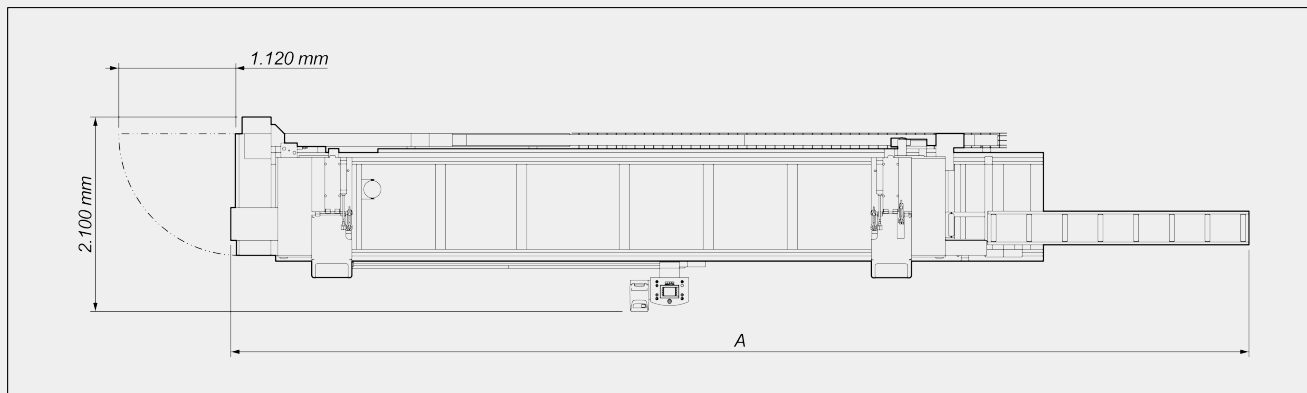
The machine is prepared for the installation of a printer that can be selected from compatible models. The set-up includes software enabling for the label printing function, mechanical support elements for positioning on the machine, wiring and preparation for electrical connection, and a folding cover to protect the printer from shocks and possible entry of swarfs.





RADIAL 550 / DOUBLE-HEAD CUTTING-OFF MACHINES

LAYOUT



	A
Radial 550 - 4 m (mm)	8.100
Radial 550 - 6 m (mm)	10.950

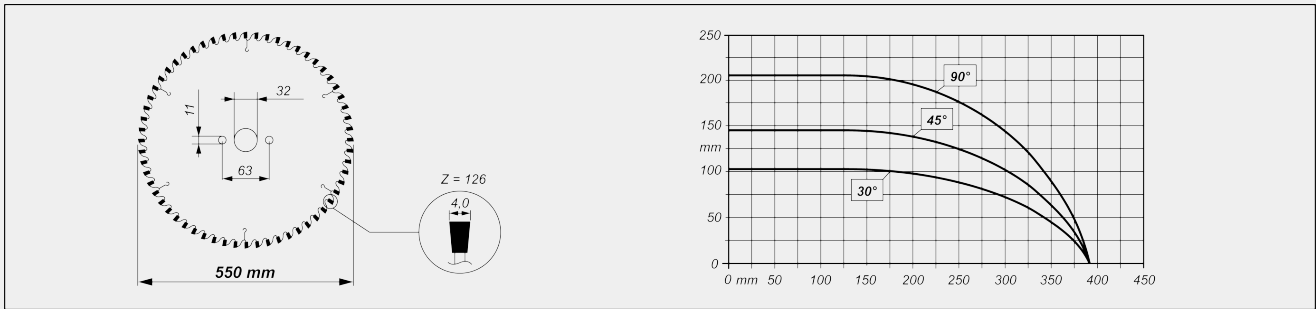
The overall dimensions may vary depending on the product configuration.

MACHINE CHARACTERISTICS

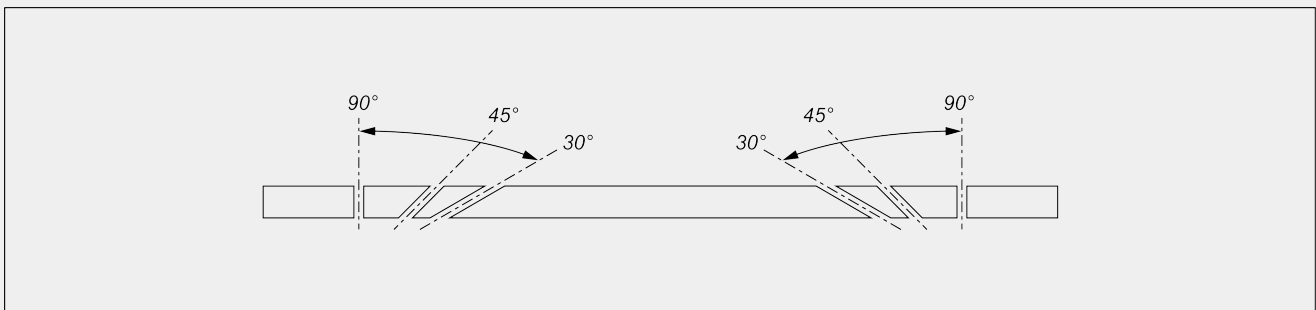
Electronic control of the X axis	●
X axis positioning speed (m/min)	25
Mobile head position reading with absolute magnetic strip direct measuring system	●
Moving head movement on recirculating ball guides and slides	●
Electronic control of intermediate angles	●
Hydropneumatic blade feed	●
Digital readouts for intermediate angles	○
Maximum internal inclination	30°
Effective cut, according to model (mm)	4.000 / 6.000
Standard minimum cut with 2 heads at 90° (mm)	415
Minimum cut with PLUS software with 2 heads at 90° (mm)	335
Cemented carbide blade	2
Blade diameter (mm)	550
Blade motor power (kW)	2,2
Loading surface height (mm)	1.035



CUTTING DIAGRAM



CUTTING UNIT TILTING



Electronic adjustment of intermediate angles

SAFETY DEVICES AND PROTECTIONS

Pneumatically-operated front local protection

LUBRICATION AND SUCTION

Water spray-mist lubrication system with oil emulsion or minimal diffusion oil spray-mist (depending on version)

Pre-setting for automatic exhauster start

Swarf drawers

**PROFILE POSITIONING AND CLAMPING**

Pair of horizontal and vertical pneumatic vices with "low pressure" device	<input checked="" type="radio"/>
Profile support roller conveyor	<input checked="" type="radio"/>
Additional horizontal clamp for supporting profile on mobile head	<input type="radio"/>
Additional vertical clamp for supporting profile on mobile head	<input type="radio"/>
Clamp and support for cleat cutting (90° cuts only)	<input type="radio"/>
Mechanical stop gauge for "V" cuts	<input type="radio"/>
Intermediate pneumatic profile support	<input type="radio"/>

FUNCTIONS

Perform single cuts	<input checked="" type="radio"/>
Execution of intermediate angles cuts	<input checked="" type="radio"/>
Execution of cyclical cuts from cutting lists	<input checked="" type="radio"/>
Cutting lists import	<input checked="" type="radio"/>
Special cuts PLUS (extended cuts, short cuts, cleat cuts, bevel cuts)	<input type="radio"/>

Included ● Available ○